

PHOSPHORUS-INORGANIC

Molybdate

Diagnostic reagent for determination of Phosphorus concentration.

Liquid. Mono Reagents. Store at 2°C - 8°C. For in Vitro Diagnostic Use. Do not freeze

Ref No	Pack	Ref No	Pack	Ref No	Pack	Ref No	Pack
A2290	5 x 20 mL	R2290	1364 Tests	BY2290	4545 Tests	K2290	4375 Tests
T2290	2941 Tests	R2291	455 Tests	BY2291	3182 Tests	K2291	3125 Tests
T2291	1471 Tests	S2290	1636 Tests	N2290	758 Tests	M2290	2273 Tests
L2290	5000 Tests	S2291	1636 Tests	N2291	424 Tests	M2291	1364 Tests
L2291	2667 Tests	DM2290	990 Tests				

INTENDED USE

The test is applied for the quantitative determination of phosphorus in serum or heparinised plasma.

TEST PRINCIPLE

The phosphate ions react with ammonium molybdate to form a phosphomolybdate complex. The colourless phosphomolybdate complex can be measured directly by ultraviolet (UV) absorption at 340 nm. An acid pH is necessary for the formation of complexes.

TEST PARAMETERS

Method	: Colorimetric, Endpoint, Increasing reaction
Wavelength	: 340 nm
Temperature	: Room temperature, 37°C
Sample	: Serum or heparinized plasma
Linearity	: 0.8 mg/dL - 20 mg/dL

REAGENT COMPOSITION

Ammonium molibdate	≤ 0.6 mmol/L,
Sulphuric acid	≤ 0.25 mol/L,
Surfactant.	

REAGENT PREPARATION

Use reagent is ready to use.
 Stability of reagents is up to expiration date on labels at 2-8°C.
 Stability of first opening of vials is longer than 60 days at 2-8°C.

REAGENT STABILITY AND STORAGE

Once opened vials (reagent 1) are stable minimum 30 days at 2-8°C at optimum conditions. On board stability is strongly related to auto analyzers cooling specification and carry-over values.

SAMPLE

Serum is the preferred specimen. Although heparinized plasma is acceptable, levels of inorganic phosphate are about 0.2 to 0.3 mg/dL lower than in serum. Anticoagulants such as citrate, oxalate, and EDTA interfere with formation of the phosphomolybdate complex and should not be used. Inorganic phosphate in whole blood specimens may either decrease or increase with time, depending on the type of specimen, temperature, and duration of storage. Levels in plasma or serum are increased by prolonged storage with cells at room temperature or 37 °C; it is important to promptly separate serum or plasma from erythrocytes. Hemolyzed specimens are unacceptable because erythrocytes contain high concentrations of organic phosphate esters, which can be hydrolyzed to inorganic phosphate during storage. Inorganic phosphate increases by 4 to 5 mg/dl per day in hemolyzed specimens stored at 4°C. Glucose phosphate, creatine phosphate, and other organic phosphates may also be hydrolyzed by assay conditions, resulting in overestimation of inorganic phosphate levels.

Phosphate is considered to be stable in serum that has been separated from the clot for days at 4°C and months when frozen. Urine samples should be collected in 6 mol/L HCl, 20-30 ml for a 24 hours specimen, to avoid precipitation of phosphate complexes. Dilute urine samples 1:20 with purified water before assay.

TEST PROCEDURE

Sample Start

There have many ready application procedures dedicated to different kind of photometers and ready manual working process can be supplied on request.

There have many ready application procedures dedicated to different kind of biochemistry auto analyzers can be supplied on request.

CALCULATION

$$\frac{A \text{ Sample}}{A \text{ Standard}} \times \text{conc. of standard}$$

= mg Phosphorus / dL serum or plasma

Unit Conversion

mg/dL x 0.3229 = mmol/L

REFERENCE INTERVAL (NORMAL VALUES) (Based on CLSI C28-P Document)*

Serum/plasma (adults)	: 2.5 - 4.5 mg/dL (0.81 - 1.45 mmol/L)
Serum/plasma (children)	: 4.0 - 7.0 mg/dL (1.29 - 2.26 mmol/L)
Urine (nonrestricted diet)	: 0.4 - 1.3 g/24h (12.9 - 42.2 mmol/24h)

*It is recommended that each laboratory establish its own reference range.

QUALITY CONTROL AND CALIBRATION

The assay requires any commercially available, suitable standard or Calibrator. We recommend:

ARCAL Calibrator ("Arcal Auto")

Cat. No. A39050

Commercially available control material with established values determined by this method may be used. We recommend:

"ARCON N", Assayed Control Serum Normal

Cat.No. A3910

"ARCON P", Assayed Control Serum Abnormal

Cat.No. A3920

*Calibration Stability: It is strongly depend of application to auto analyzers and auto analyzers specification. Calibration stability is 15 days.

*Each laboratory should establish its own internal Quality Control scheme and procedures for corrective action if controls do not recover within the acceptable tolerances.

Quality control is recommended every morning. Calibration is not recommended if QC control values are acceptable. Reagent should be calibrated after lot changes.

PERFORMANCE CHARACTERISTICS

Low linearity: 0.8 mg/dL.

High Linearity: The method is linear up to 20 mg/dL.

If the limit value is exceeded, it is suggested to dilute sample 1+9 with distilled water and to repeat the test, multiplying the result by 10.

Linearity may considerably vary depending on the instrument used.

Precision Studies (Based on CLSI EP5 Doc.):

Repeatability (within run) (Intra-assay)

Mean conc.	SD	CV	n
3.50	0.05	1.50%	10
5.87	0.11	1.90%	10

Reproducibility (run to run) (Inter-assay)

Mean conc.	SD	CV	n
3.41	0.08	2.40%	20
5.84	0.11	1.90%	20

Sensitivity (LOD) (Based on CLSI EP17 document):

The limit of detection is 0.4 mg/dL.

Trueness: Results obtained with this reagent did not show systematic differences when compared with reference reagents. Details of the comparison experiments are available on request.

Interferences: No interference was observed by the presence of:

Bilirubin \leq 25 mg/dl

Hemoglobin \leq 100 mg/dl

Hemolysis interferes.

Both positive and negative interferences with lipemic samples have been observed.

Methods comparison: A comparison between Archem and a commercially available product gave the following results:

Phosphorus Archem = x

Phosphorus competitor = y

N = 102

Y = 1.005x - 0.109 mg/dl $r^2 = 0.975$

These performance characteristics have been obtained using an analyzer. Results may vary if a different instrument or a manual procedure is used.

NOTES

1. For in vitro diagnostic use only. Do not pipette by mouth. Avoid contact with skin and mucous membranes.
2. All the calibrators, controls and some reagents must be considered as human & animal sample, so potentially infectious; all the protection actions must be applied to avoid any potential biological risk.
3. Material safety data sheet will be supplied on request.
4. Exercise the normal precautions required for handling laboratory reagents.
5. After measurements are taken, reagent bottles should cap and kept at 2-8°C. Caps of the

- reagents bottles cannot be used between two different kind of reagent and between R1 & R2.
- Reagents with different lot numbers should not be interchanged or mixed.
 - The linearity limit depends on the sample to reagent ratio.

PRECAUTIONS AND WASTE DISPOSAL

This product is made to be used in professional laboratories and by professional operators. Perform the test according to the general "Good Laboratory Practice" (GLP) guidelines.

R36/38 : Irritating to eyes and skin.

S20/21 : When using, do not eat, drink or smoke.

S26 : In case of contact with eyes, rinse immediately with plenty of water and seek medical advice.

S28 : After contact with skin wash immediately with plenty of water.

S36/37/39: Wear suitable protective clothing, gloves and eye/face protection.

S45 : In case of accident or if you feel unwell, seek medical advice immediately.

S56 : Dispose of this material and its container at hazardous or special waste collection point.

S57 : Use appropriate container to avoid environmental contamination.

S61 : Avoid release in environment. Refer to special instructions/safety data sheets.

Please consult local regulations for a correct waste disposal.

ABBREVIATIONS












- CLSI : Clinical and Laboratory Standards Institute
 CV% : Coefficient of Variation Percentage
 EP : Evaluation Protocols
 GLP : Good Laboratory Practice
 IU : International Unit
 mA : miliabsorbance
 mL : mililiter
 NCCLS: National Committee for Clinical Laboratory Standards
 QC : Quality Control

REFERENCES

- Wu, Alan H.B. Tietz Clinical Guide to Laboratory Tests. 4th ed. Saunders Elsevier, St. Louis, MO: 2006, 992-996.
- Tietz Textbook of Clinical Chemistry, Second Edition, Burtis-Ashwood (1994).
- Young DS. Effects of Drugs on Clinical Laboratory Tests. 3rd ed. Washington: AACC Press; 1990.
- Eisenman G. Glass Electrodes for Hydrogen and Other Cations, Principles and Practice. New York: Marcel Dekker Inc.; 1967:2.

- Thomas L. Clinical Laboratory Diagnostics. 1st ed. Frankfurt: TH-Books Verlagsgesellschaft; 1998. p. 241-7.
- Yee H.Y. - Clin. Chem. 14, 898 (1968).
- STEIGE H., JONES J.D., Clin. Chim. Acta 103:123 (1980)
- LEO G. MORIN, JEROME PROX, Clin. Chim. Acta 46:43 (1973)
- Clinical and Laboratory Standards Institute (formerly NCCLS). Evaluation of Precision Performance of Quantitative Measurement Methods; Approved Guideline - Second Edition. Wayne, PA: Clinical and Laboratory Standards Institute; 2004. NCCLS Document EP05-A2.

SYMBOLS

	Only for invitro diagnostic use
	Lot of manufacturing
	Reagent 1
	Concentration
	Reagent Ingredients
	Reference Number (Catalog No)
	Serial Number
	Expiration date
	Storage temperature interval
	Read the directions
	Biological risk



 **Archem Diagnostics Industry LTD. ŞTİ.**
 Organize Sanayi Bölgesi, Mutsan Sanayi Sitesi
 M8 Blok No: 48 Başakşehir / İSTANBUL TURKEY
 Tlf: + 90 212 444 08 92
 Fax: +90 212 629 98 89
info@archem.com.tr
www.archem.com.tr